



# DECO WALL FINISHING SYSTEM

*Creating your Inspirations...*



DECO RENDER POWDER  
(CLASSIC GRAY)



DECO RENDER PASTE  
(CREEK WOOD PHANTOM)



DECO GRANITE  
(ALL COLORS)



DECO STUCCO  
(MOONLIT WHITE and PELICAN)

Deco Wall Finishing System offers a wide range of textured finishes to achieve a range of styles from venetian plaster to multi-tone, multi-fleck and coarse textures for residential and commercial applications.

Choose from our selection of decorative finishes for your interior and exterior walls. Using modern technology, our environmentally friendly, low VOC mixes deliver long-lasting performance in providing solutions for your decorative needs. Our finishes can be used on concrete, fiber cement, wood and stone substrates and provides good adhesion, elasticity and uv stable colors for the final finishes.

# DECO RENDER POWDER

CREATE VENETIAN CONCRETE FINISH

Our Deco Render Powder is highly workable and easy to apply for walls. Customize the colors you want with the use of our colorants to give you different shades of concrete. No painting required.



Venetian Plaster

# DECO GRANITE

CREATE A GRANITE FINISH ON WALLS

Replicates the texture and multi-fleck colors of granite stone to various surfaces. Granite coatings adds character, depth and dimension to any walls by recreating the detail and finish of real granite onto the surface.



Monte Gris



# DECO RENDER PASTE

CREATE TEXTURES AND WALLS ON WALL USING OUR READY TO USE PASTE

Textures and colors are brought to life with our Ready-to-Use (RTU) FORTRESS DECO RENDER PASTE. Finishes such as venetian plaster, concrete skip trowel, petrified wood, marmi, linen and travertine can be applied to your exterior and interior walls. Customize the colors you want using our Fortress Color Stains and Colorants to the finish of your choice.



Venetian Plaster and Escala




Marmi Finish Crema Marino




Marmi Finish Cloud Gray



Marmi Finish Galaxy Black



Venetian Graphite



Linen Slate Metallic



Linen Copper Dust



Linen Sunset Gold



Linen Earth Bronze



Escala Everglow



Escala Tuscan Rose



Skip Trowel Slate Copper



Astra Sky Horizon



Creek Wood



Creek Wood Phantom



Petrified Wood



Petrified Wood Black Fire



Travertine Marble



Barn Brick



Fresco Finish



Gator - Night Hunter

# DECO STUCCO

## CREATE A MONOTONE OR MULTIFLECK TEXTURED STUCCO FINISH FOR YOUR EXTERIOR WALLS


New generation polymer modified stucco paste reinforced with natural stone for exterior walls. Ideal for perimeter fences, facades and outdoor areas where walls are needed for both functional and decorative uses. Stucco paste is a two-part mix that comes in monotone and multi-fleck finish and is easy to use and apply on to walls. Unlike cement-based stucco, stucco paste has minimal to zero to zero wastage and can be pigmented using Fortress Colorants to the color of your choice.

### Monotone

Hudson Gray

### Multifleck

Anthracite




# INSTALLATION

## DECO RENDER POWDER



1. In a clean plastic bucket, pour 40% of water based on the weight of the render needed. Add colorant as needed and mix. Using handheld electric mixer, slowly add Deco Render powder and mix until render is free from lumps.



2. After reaching the consistency desired, do not dilute further with water. Make sure surface is free from dirt, oil, and debris. Apply Fortress Deco Render thinly (1.5mm) with steel trowel. Allow the surface to dry for at least 8 hours. Then sand using a 1000 grit sand paper.



3. Apply 2nd Coat (3.0-5.0mm) and use the trowel to smoothen the surface. To add profile and design, use a texturing tool on the surface for your desired effect.



4. Allow the surface to cure for 3 days before sanding and sealing. Use sandpaper to determine the level of smoothness you want to achieve.



5. Allow the surface to cure for 1-2 days before sanding and sealing. Use Fortress Sealers such as Nano Seal, or Poly Wax to protect, seal, and enhance the surface.

## DECO RENDER PASTE



1. Before application, the final texture and color should already be determined. Make sure all materials including colorant and stains are on hand to avoid delay.



2. Prime the surface by applying a single coat of Fortress DECO QUARTZ PRIMER by brush or roller. Allow the surface to dry for 2 hours.



3. Apply a thin coat of DECO RENDER PASTE on the surface using a trowel and spatula. Thickness should only be .5 to 1mm. Allow the surface to dry for 8 hours.



4. Sand the surface before applying 2nd coat of DECO RENDER PASTE. Thickness will depend on the final texture desired. For Venetian plaster finish, second coat will be 1mm thick and rougher textures such as petrified, skip trowel, rigatto, and travertine finish will need 2-3mm thickness on the 2nd coat. Allow the surface to cure again for 8 hours.



5. Allow the surface to cure for 1-2 days before sanding and sealing. Use Fortress Sealers such as Nano Seal, or Poly Wax to protect, seal, and enhance the surface.

## DECO GRANITE



1. Before Starting, make sure the surface is free from any dust, debris. Degrease areas with noticeable oil contaminants. Cover areas that will not be sprayed with masking tap and tarp to make sure it will not be exposed to spillover from spray.



2. Apply Deco Primer to the surface to seal off sub surface moisture. Let it dry for 2-3 hours.



3. Apply Elastomeric paint using a paint brush or a spray gun. Let it dry for 2-3 hours depending on the humidity.



4. Apply the first coat of Deco Granite to the surface, starting from the topmost portion and spray evenly on your way down. Let it dry for 2-3 hours then apply second coat. Dry overnight.



5. Before applying sealer, check to see if you have uniform coating of granite on the surface. Apply sealer. Let surface dry for 2-3 hours.

## DECO STUCCO



1. Before application, the final texture and color should already be determined. Make sure all materials including colorant and stains are on hand to avoid delay.




2. Prime the surface by applying a single coat of Fortress DECO QUARTZ PRIMER by brush or roller for textured or smooth finish. Allow the surface to dry 2 hours before proceeding to the next step.



3. Apply a thin coat of DECO STUCCO evenly on the surface using trowel and spatula. Thickness should be 1.7-2.5mm depending on texture size. Allow the surface to cure for 24 hours.



4. Using FORTRESS® SEALERS is optional. DECO STUCCO materials have film forming sealer capabilities in its formulation. For added protection you can use FORTRESS® NANO SEAL or FORTRESS® PENETRATOR.



5. Always do mockup on the actual wall before proceeding for the full application. The color of the wall can affect the final tone especially if surface color is gray.

# FOR BEST RESULTS, USE OTHER FORTRESS PRODUCTS

## DECO PRIMER



A self-cross linking acrylic emulsion that combines durable film properties with excellent thermo-mechanical stability. Designed for use as a concrete additive to promote superior adhesion properties, increased water resistance, and improved mechanical strength. FORTRESS DECO PRIMER is suitable for both exterior and interior applications.

Coverage (approx):	Packaging
6.00 sqm to 8.00 sqm	1 Liter Container
24.00 sqm to 32.00 sqm	4 Liters Container

## DECO QUARTZ PRIMER



A water based pigmented textured primer that can be applied over substrates such as cement, wood and fiber cement boards. Formulated for use of interior and exterior applications, the primer is an undercoat that provides hardness and anchoring support for textured and flat coating finishes. Contains pigmented quartz additives that strengthens surfaces and speeds up application of Fortress Deco Render Powder and Paste textured finish.

Coverage (approx):	Packaging
4.00 sqm to 6.00 sqm	1 Liter Container
16.00 sqm to 24.00 sqm	4 Liters Container

## DECO RENDER COLORANT



Mixed with either White Deco Render Powder or Paste to give a different base color aside from the current choice. It will be an integral color for the walls. Always remember that the color selected will be one to two shades lighter on the rendered wall when it cures. We have a total of 11 colorants to choose from. All colorants are based on earth tones but we can customize a colorant to your specifications.

Coverage (approx):	Packaging
5.00 sqm	200g Container
20.00 sqm	400g Container

## COLOR STAINS



Colorants that can be diluted with distilled water up to a ratio of 1:8, depending on the desired color. Applied on the surface over cured render powder or paste to add accent colors, highlights or contrast colors. We carry over 24 regular stains and 7 special metallic and pearlescent stains.

Coverage (approx):	Packaging
40.00 sqm to 50.00 sqm	500g Concentrate
Ratio is 1:5, Good for 2 coatings	

Coverage (approx):	Packaging
1.00 sqm	200g Concentrate

## NANO SEAL MATTE/SEMI GLOSS



A ready to use, quick drying, and multifunctional, water based concrete protectant containing a new generation, invisible and low VOC emulsion of silane, siloxane, and synthetic polymers. It will penetrate and chemically bond deep within the substrate to provide long lasting protection against deterioration or staining due to water conditions. NANO sealer will not impair the natural breathing characteristics of treated substrates, nor will it produce a film. It will help concrete and masonry surfaces to resist common issues such as cracking, efflorescence, spalling, staining, and other damages caused by intrusion of water.

Coverage (approx):	Packaging
12.00 sqm	1 Liter Container
48.00 sqm	4 Liters Container



## POLY WAX

A solvent based wax sealer with a high gloss film for walls and floors. Enhances concrete and lime-based plaster finishes, POLY WAX is a Carnauba, Paraffin and PE (Polyethylene) wax blend designed for abrasion and stain resistance.

Coverage (approx):	Packaging
15.00 sqm to 20.00 sqm	800g Container

### COLORANT



### COLOR STAINS



### PEARLESCENT COLOR STAINS



**SCAN QR CODES FOR HOW TO APPLICATION**

## LIMITED WARRANTY

FORTRESS PRODUCTS are covered from the date of purchase when used on substrate which conforms to local building codes and when installed, in accordance with the manufacturer's instruction. FORTRESS PRODUCTS will replace those which are determined to be defective. This warranty is limited to the original purchaser and may not be transferred to any subsequent owner. This warranty does not cover damage resulting from: settlement of the building or other wall movement, mixing with other chemicals or additives and prolonged exposure to heat and other irregular temperature. This warranty covers only manufacturing defects in FORTRESS PRODUCTS. It will not cover labor costs or damages obtained from removal and replacement of defective products.